



Next Step

2020 Year 12 completers survey

Post-school destinations of Year 12 completers from 2019

Our Lady's College



**Queensland
Government**

Introduction

This report is to inform the community about Year 12 completers' transitions into further education, training and employment.

This information is useful for:

- reviewing programs and services, such as subject offerings, career advice and links with employers and tertiary institutions
- reporting to parents through newsletters, annual reports and the school website.

The results are from the Department of Education's *Next Step — Year 12 Completers* survey. The survey is conducted six months after the end of each school year when students will have accepted tertiary education places. Students who completed Year 12 in 2019 at a state, Catholic or independent school, or TAFE secondary college in Queensland are included.

Post-school destinations are influenced by the transitioning environment, which can limit the options available to young people. Low response rates may not give an accurate summary of the cohort's destinations.



Find out more

Visit the *Next Step* website www.qld.gov.au/nextstep for more information on the survey, view the statewide report or create a custom report using report builder, which will be updated in November 2020.

Survey response rate



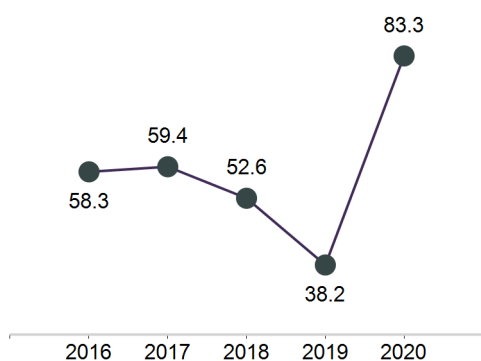
83.3% (20 out of 24 Year 12 completers)



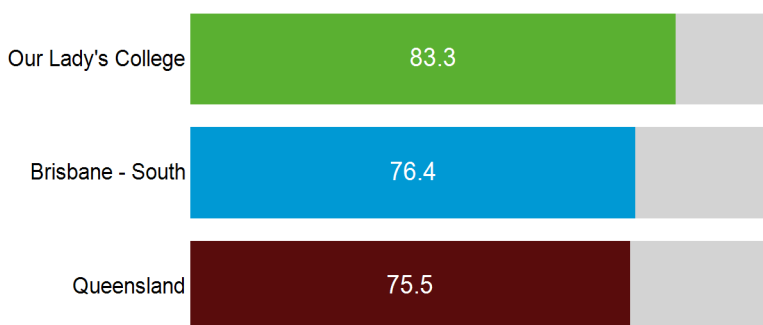
Increased by 25.0 percentage points since 2016.

Results may not be representative of all Year 12 completers from this school.

Response rate over time



School's response rate compared with SA4 region and state

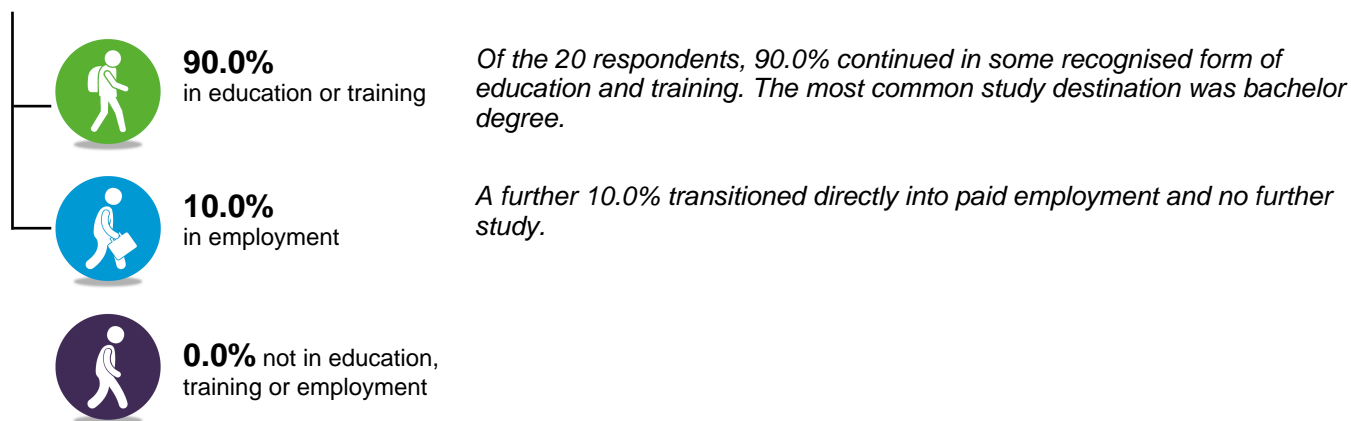


Post-school engagement

Year 12 completers from Our Lady's College have been categorised by their engagement in education and training, or employment. Survey respondents who are both working and studying are included in education and training. Apprentices and trainees are required to undertake a study component to their qualification so are also considered to be in education and training.

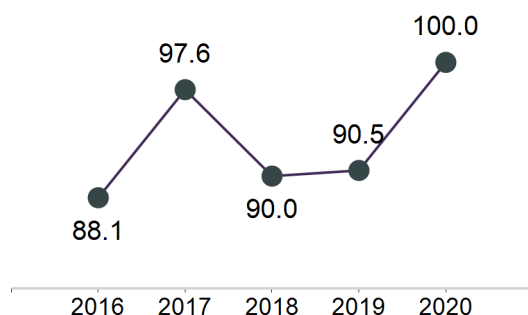
Engagement in education, training or employment

100.0% engaged in education, training or employment

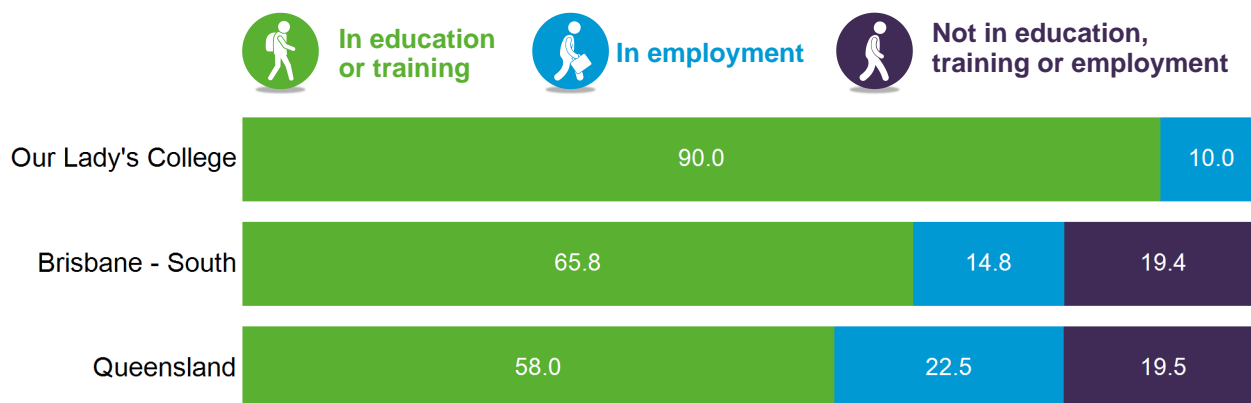


Engagement in education, training or employment over time

Increased by 11.9 percentage points since 2016



How does your school compare?



Main destination

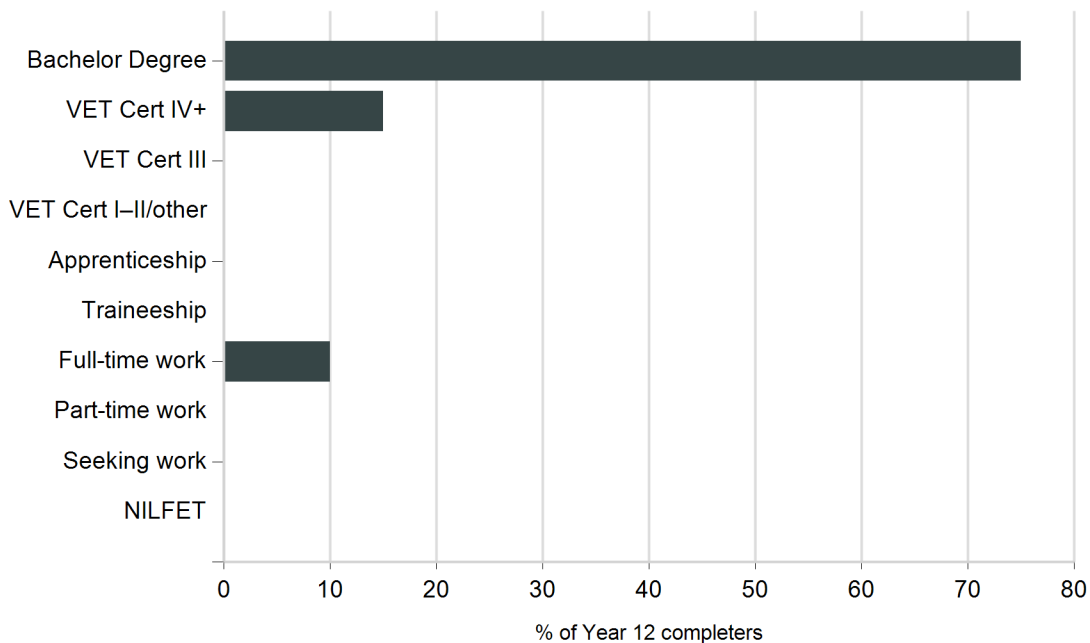
Post-school destinations of survey respondents from Our Lady's College in 2020.

All Year 12 completers were assigned to a main destination. This categorisation system prioritises education-related destinations over other destinations. For example, Year 12 completers who were both studying and working are reported as studying for their main destination.

5% of respondents deferred a tertiary offer and are reported in their current post-school destination in this report.

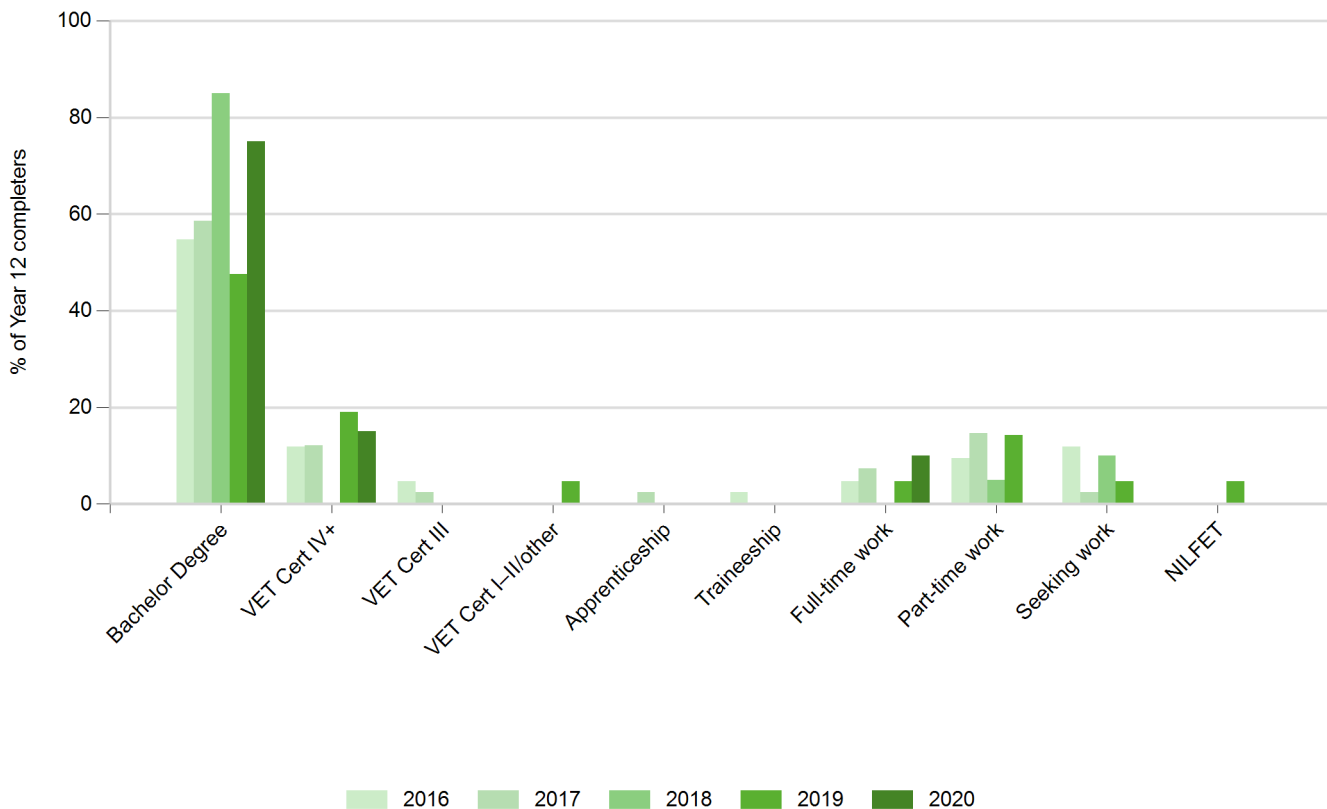
Main destination

Main destination	Total	
	number	%
Bachelor Degree	15	75.0
VET Certificate IV+	3	15.0
VET Certificate III	0	0.0
VET Certificate I–II/other	0	0.0
Apprenticeship	0	0.0
Traineeship	0	0.0
Full-time employment	2	10.0
Part-time employment	0	0.0
Seeking work	0	0.0
NILFET	0	0.0
Total	20	100.0



Main destinations over time

Main destination	2016		2017		2018		2019		2020	
	no.	%	no.	%	no.	%	no.	%	no.	%
Bachelor Degree	23	54.8	24	58.5	17	85.0	10	47.6	15	75.0
VET Certificate IV+	5	11.9	5	12.2	0	0.0	4	19.0	3	15.0
VET Certificate III	2	4.8	1	2.4	0	0.0	0	0.0	0	0.0
VET Certificate I–II/other	0	0.0	0	0.0	0	0.0	1	4.8	0	0.0
Apprenticeship	0	0.0	1	2.4	0	0.0	0	0.0	0	0.0
Traineeship	1	2.4	0	0.0	0	0.0	0	0.0	0	0.0
Full-time employment	2	4.8	3	7.3	0	0.0	1	4.8	2	10.0
Part-time employment	4	9.5	6	14.6	1	5.0	3	14.3	0	0.0
Seeking work	5	11.9	1	2.4	2	10.0	1	4.8	0	0.0
NILFET	0	0.0	0	0.0	0	0.0	1	4.8	0	0.0
Total	42	100.0	41	100.0	20	100.0	21	100.0	20	100.0



Main destinations of subgroups

Main destination for students who completed a VET qualification in school (VETiS)

There were 14 respondents who completed a VETiS.

Main destination	VETiS	non-VETiS	Total	
	number	number	number	%
Bachelor Degree	11	4	15	75.0
VET Certificate IV+	1	2	3	15.0
VET Certificate III	0	0	0	0.0
VET Certificate I-II/other	0	0	0	0.0
Apprenticeship	0	0	0	0.0
Traineeship	0	0	0	0.0
Full-time employment	2	0	2	10.0
Part-time employment	0	0	0	0.0
Seeking work	0	0	0	0.0
NILFET	0	0	0	0.0
Total	14	6	20	100.0

Main destination for students who participated in a school-based apprenticeship or traineeship (SAT)

There was one respondent who participated in a SAT.

Data withheld for this subgroup to protect the confidentiality of individuals.

Main destination for students who received an Overall Position (OP) or International Baccalaureate Diploma (IBD)

There were 18 respondents who received an OP or IBD.

Data withheld for this subgroup to protect the confidentiality of individuals.

Main destination for Aboriginal and Torres Strait Islander students

There were no respondents who identified as Aboriginal and Torres Strait Islander.

Education and training

This section examines the education and training destinations and includes Bachelor Degree, VET Certificate IV+, VET Certificate III, VET Certificate I-II/other, Apprenticeship and Traineeship main destinations.



90.0%

18 out of **20** Year 12 completers from Our Lady's College continued in education or training in 2020.



25.0%

5 Year 12 completers from Our Lady's College were enrolled in a double degree, combining two bachelor degrees into a single course of study.

What are they studying?

Study field (broad) by level of study

Study field*	Bachelor Degree	Other	Total
	number	number	number
Society and Culture	6	0	6
Health	4	1	5
Information Technology	3	0	3
Management and Commerce	3	0	3
Architecture and Building	0	2	2
Creative Arts	2	0	2
Natural and Physical Sciences	1	0	1
<i>Total (students)</i>	** 15	3	** 18

Field of study categories based on the *Australian Standard Classification of Education*.

Bachelor Degree includes Bachelor Degree, Bachelor (Honours) Degree, Master Degree and Doctoral Degree, in addition to apprentices and trainees who said they were studying at one of these levels of study.

Other includes Associate Degree, Advanced Diploma, Diploma, VET Certificate levels I - IV and unknown level of study.

*Both Fields of study have been included for 4 students enrolled in a double degree in more than one broad field.

**Total number of students is less than combined total of all study fields.

Study field (narrow) by level of study

Study field*	Bachelor Degree	Other	Total
	number	number	number
Nursing	3	1	4
Other Information Technology	3	0	3
Architecture and Urban Environment	0	2	2
Business and Management	2	0	2
Justice and Law Enforcement	2	0	2
Law	2	0	2
Accounting	1	0	1
Communication and Media Studies	1	0	1
Economics and Econometrics	1	0	1
Graphic and Design Studies	1	0	1
Other Natural and Physical Sciences	1	0	1
Other Society and Culture	1	0	1
Public Health	1	0	1
Veterinary Studies	1	0	1
Total (students)	** 15	3	** 18

Field of study categories based on the *Australian Standard Classification of Education*.

Bachelor Degree includes Bachelor Degree, Bachelor (Honours) Degree, Master Degree and Doctoral Degree.

Other includes Associate Degree, Advanced Diploma, Diploma, VET Certificate levels I - IV and unknown level of study.

*Both fields of study have been included for 5 students enrolled in a double degree in more than one narrow field.


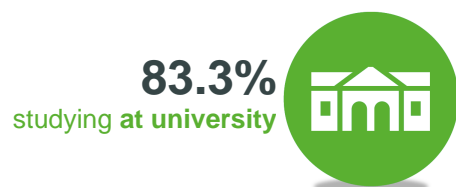
**Total number of students is less than combined total of all study fields.

Where are they studying?

Study institution

Institution name	Total
	number
Queensland University of Technology	10
TAFE Queensland Greater Brisbane	3
The University of Queensland	3
Australian Catholic University	1
Griffith University	1
<i>Total</i>	<i>18</i>

How are they studying?



Not in education or training

There were **2** respondents not participating in further education or training at the time of the survey.

Employment

This section examines the labour market outcomes for Year 12 completers from Our Lady's College.



60.0%

12 out of **20** Year 12 completers were in paid employment in 2020. This figure includes **2** who were only working and **10** who were both working and studying.

What jobs are they doing?

Occupation

Occupational unit group	Total
	number
Sales Assistants (General)	6
Checkout Operators and Office Cashiers	3
Beauty Therapists	1
Kitchenhands	1
Private Tutors and Teachers	1
<i>Total</i>	<i>12</i>

Occupation category based on the *Australian and New Zealand Standard Classification of Occupations*.

What industry are they working in?

Industry

Industry	Total
Industry	number
Accommodation & Food Services	7
Retail Trade	3
Education & Training	1
Other	1
Total	12

Industry categories are based on the *Australian and New Zealand Standard Industrial Classification (ANZSIC)*.

How are they working?

83.3%
combining work
with further study



16.7%
working
full-time



91.7%
employed on a
casual basis




Not in employment

There were **8** respondents not in paid employment at the time of the survey. This includes **4** who were actively seeking work and **4** who were not seeking work.



Main reason not seeking work:

4 Current study commitments



Appendices

Appendix 1 – Acronyms and initialisms

DW	Data withheld
IBD	International Baccalaureate Diploma
NA	Not applicable
NILFET	Not in the labour force, education or training
OP	Overall Position
SAT	School-based apprenticeships and traineeships
TAFE	Technical and further education
VET	Vocational Education and Training

Appendix 2 – Explanatory notes

Main destination

A structured hierarchy of study and labour force destinations for Year 12 completers, who were assigned to categories as follows:

- students were assigned to the relevant higher education or VET category, even if they were also employed
- apprentices and trainees were assigned to their respective category and classified as education and training since their training involves study
- those assigned to a labour force category (employed or seeking work) were not also undertaking study
- those who were not studying and not in the labour force (not employed and not seeking work) were categorised as NILFET.

Main destination categories

Education and training – higher education

Bachelor Degree*	Studying at Bachelor Degree level (including Honours), or higher.
------------------	---

Education and training – VET categories

VET Certificate IV+*	Studying at Certificate IV, Diploma, Advanced Diploma or Associate Degree level (excluding apprentices and trainees).
VET Certificate III*	Studying at Certificate III level (excluding apprentices and trainees).
VET Certificate I–II/other*	Studying at Certificate I or II level (excluding apprentices and trainees). This category also includes students in an unspecified VET course, other basic course (e.g. short course) and unknown course level.
Apprenticeship*	Employment-based apprenticeship.
Traineeship*	Employment-based traineeship.

Labour force

Full-time employment	Working full-time (35 hours or more per week) and not in an education or training category. This includes people with multiple part-time or casual jobs that total 35 hours or more.
Part-time employment	Working part-time or casual (fewer than 35 hours per week) and not in an education or training category.
Seeking work	Looking for work and not in an education or training category.

Not in the labour force, education or training

NILFET	Not in education or training, not working and not seeking work.
--------	---

*Some respondents may also be in the labour force.



More information

For more information about terms and categorisations used in this report, view the research method section of the *Next Step* website www.qld.gov.au/nextstep